

# Bucks County, PA and The Farm Bill.

Bucks County League of Women Voters – 11/21/13

# Welcome and Overview

- **Bucks County**
  - 933 farms ( up 2% since 2002)
  - 75,000 acres of farmland
  - Average farm 81 acres
  - Population 627,053
  - Veterans 43,712
  - Median Household income \$76,019
  - Supplemental Nutrition Assistance Program ( SNAP) Participants- 37,968
  - Unemployment Rate – 7.2%
- **Top Bucks County AG Products**
  - Nursery Stock- 3<sup>nd</sup> in the state
  - Equine – 5<sup>th</sup> in the state
  - Fruit, Nut trees, and Berries- 9<sup>th</sup> in the state
  - Vegetables, melons, and potatoes- 17<sup>th</sup> in the state

# Delaware Valley College

- 117 year history
- Strong Leadership and Strategic Plan
- “Science in Practice” in the foundation
- New Experiential Learning Program
- 1000 acres for a 1000 lessons
- New Life Science Building

# Pennsylvania at a Glance

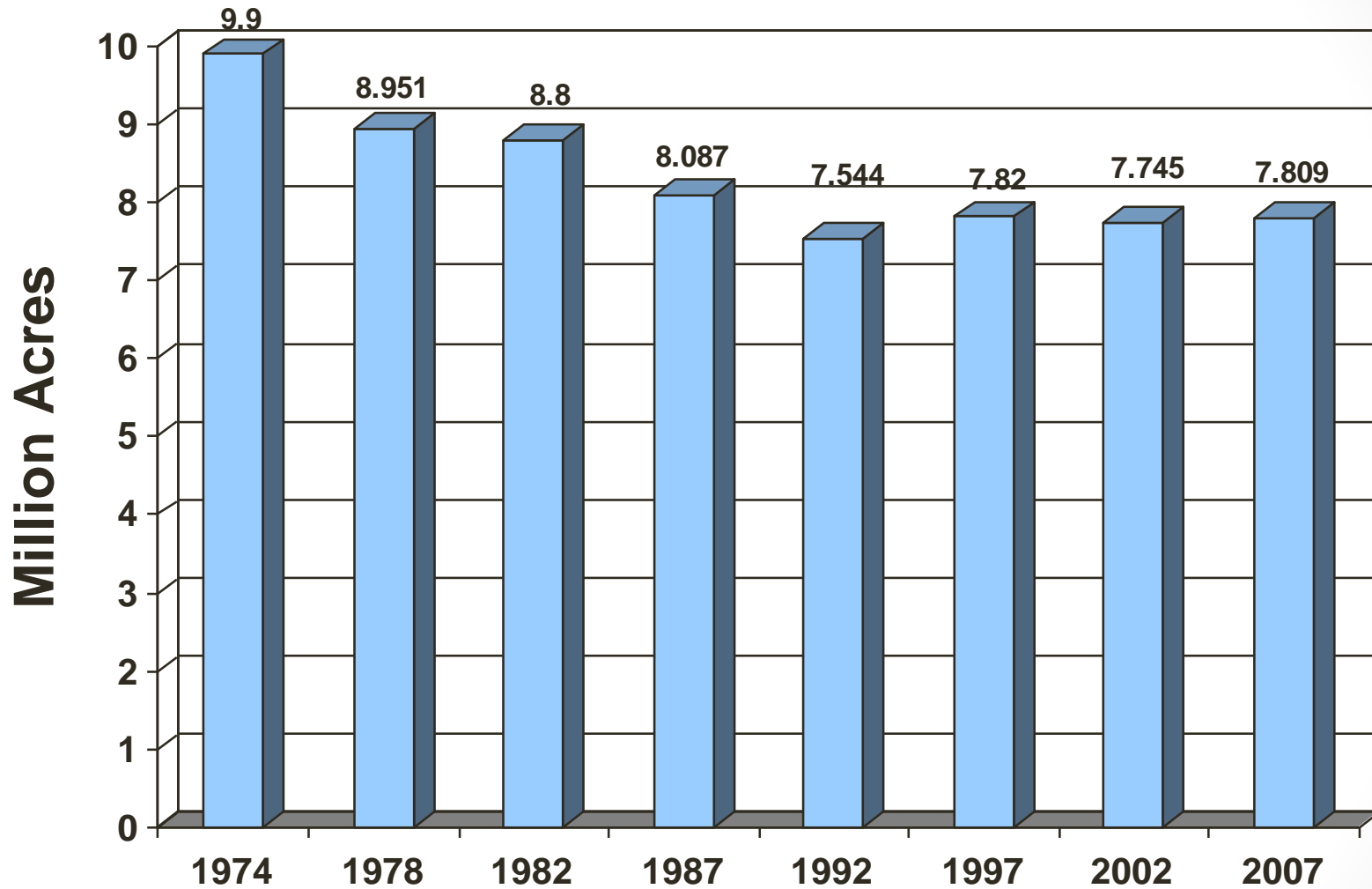
- Pennsylvania's Agriculture
  - 63,200 farms
  - 7.8 million acres of farmland
  - 1 in 7 jobs in PA related to Agriculture
  - \$45 billion in local economic impact
  - SNAP Participants-1,824,548

## PA Farms by North American Industry Classification System (NAICS)

Farm Type	Number of Farms (2007)	2007	2002
<b>Beef Cattle</b>	8,350	13.2%	13.2%
<b>Cattle Feedlots</b>	1,611	2.6%	5.5%
<b>Dairy Cattle &amp; Milk Production</b>	7,434	11.8%	14.9%
<b>Hog &amp; Pig</b>	1,072	1.7%	2.4%
<b>Poultry &amp; Egg Production</b>	2,691	4.3%	2.8%
<b>Sheep &amp; Goat</b>	2,010	3.2%	2.6%
<b>Aquaculture &amp; Other Animal Production</b>	8,062	12.8%	11.6%

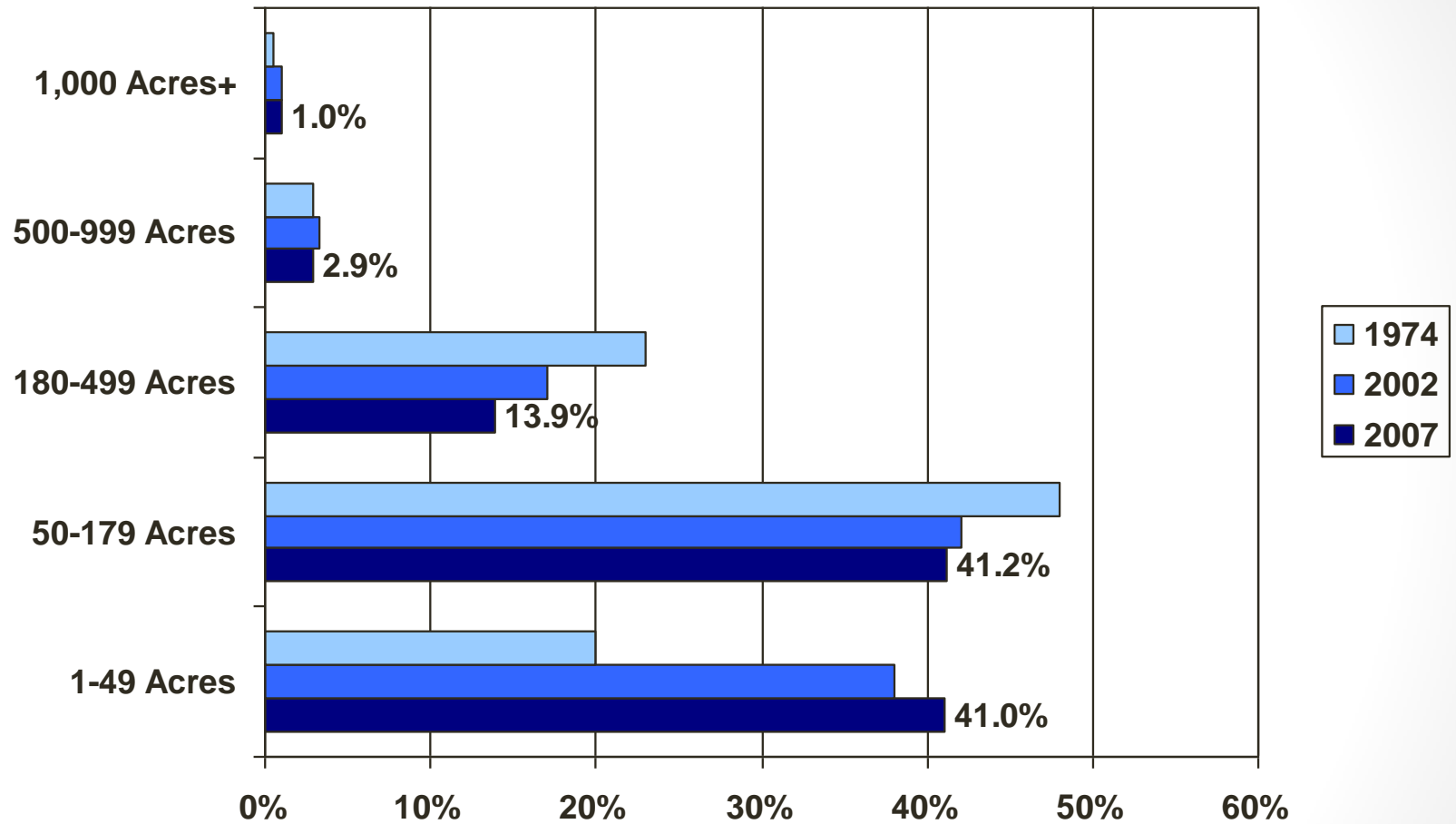
NAICS Classifies farms based on primary activity. Each farm is represented once, characterized by the product accounting for at least 50% of total production value. Farms with no single product accounting for at least 50% of sales are classified as "other."

# Land in PA Farms



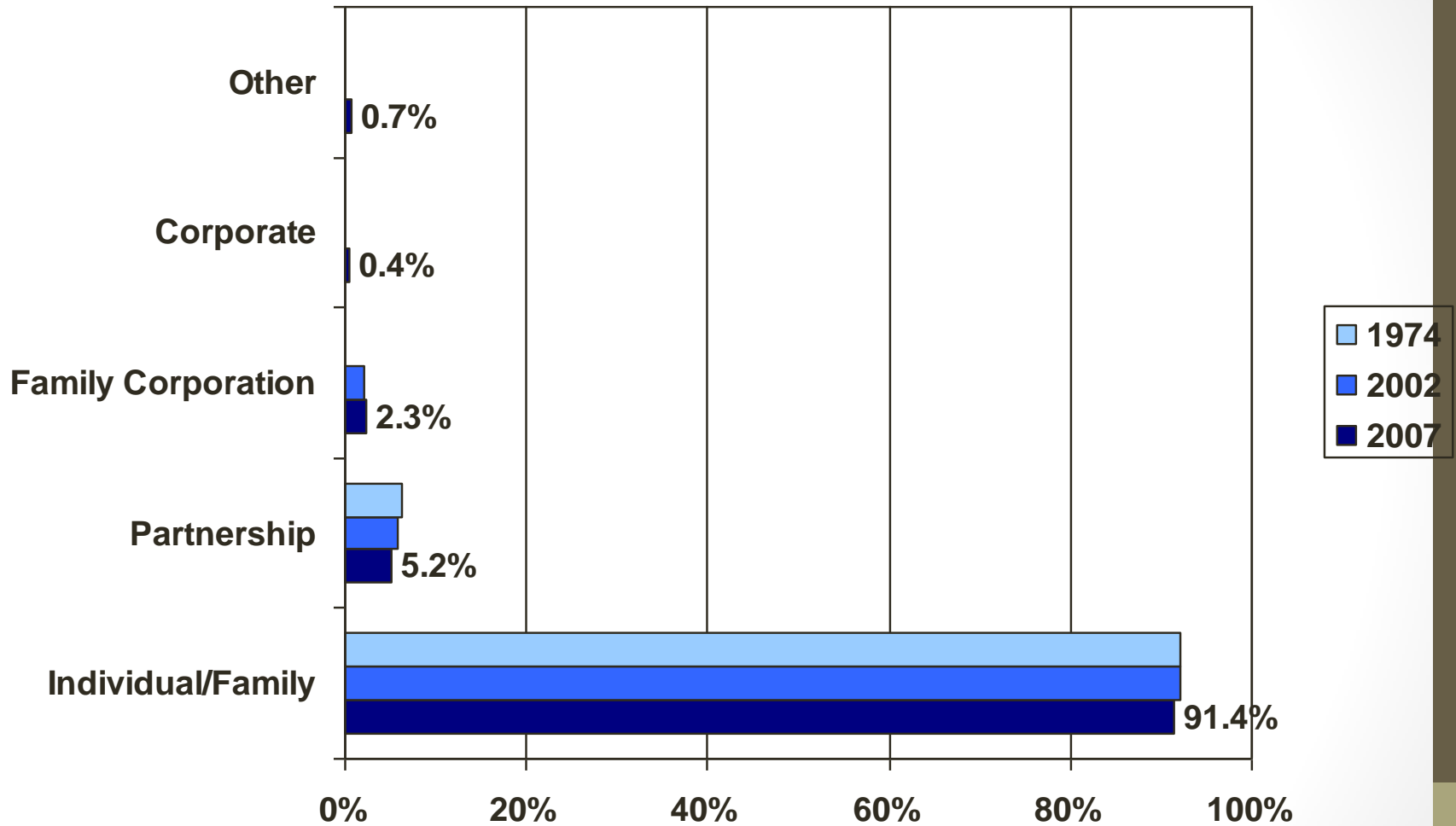
Source: Census of Agriculture, except 1974 & 1982 numbers  
1974 - New \$1,000 Farm Definition  
1993 - Added new industries to the farm count

# Number of PA Farms – Size Comparison



Source: 2007 Census of Agriculture

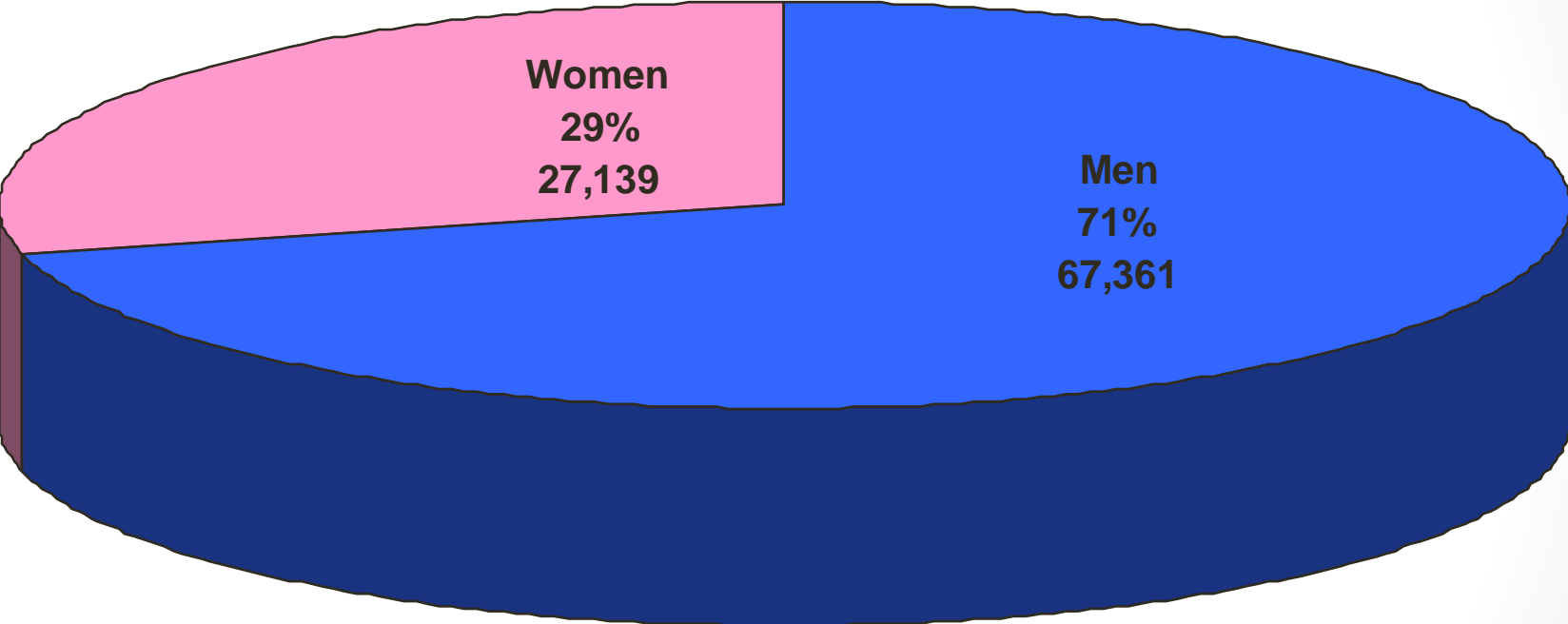
# Number of PA Farms by Type of Organization



Source: 2007 Census of Agriculture

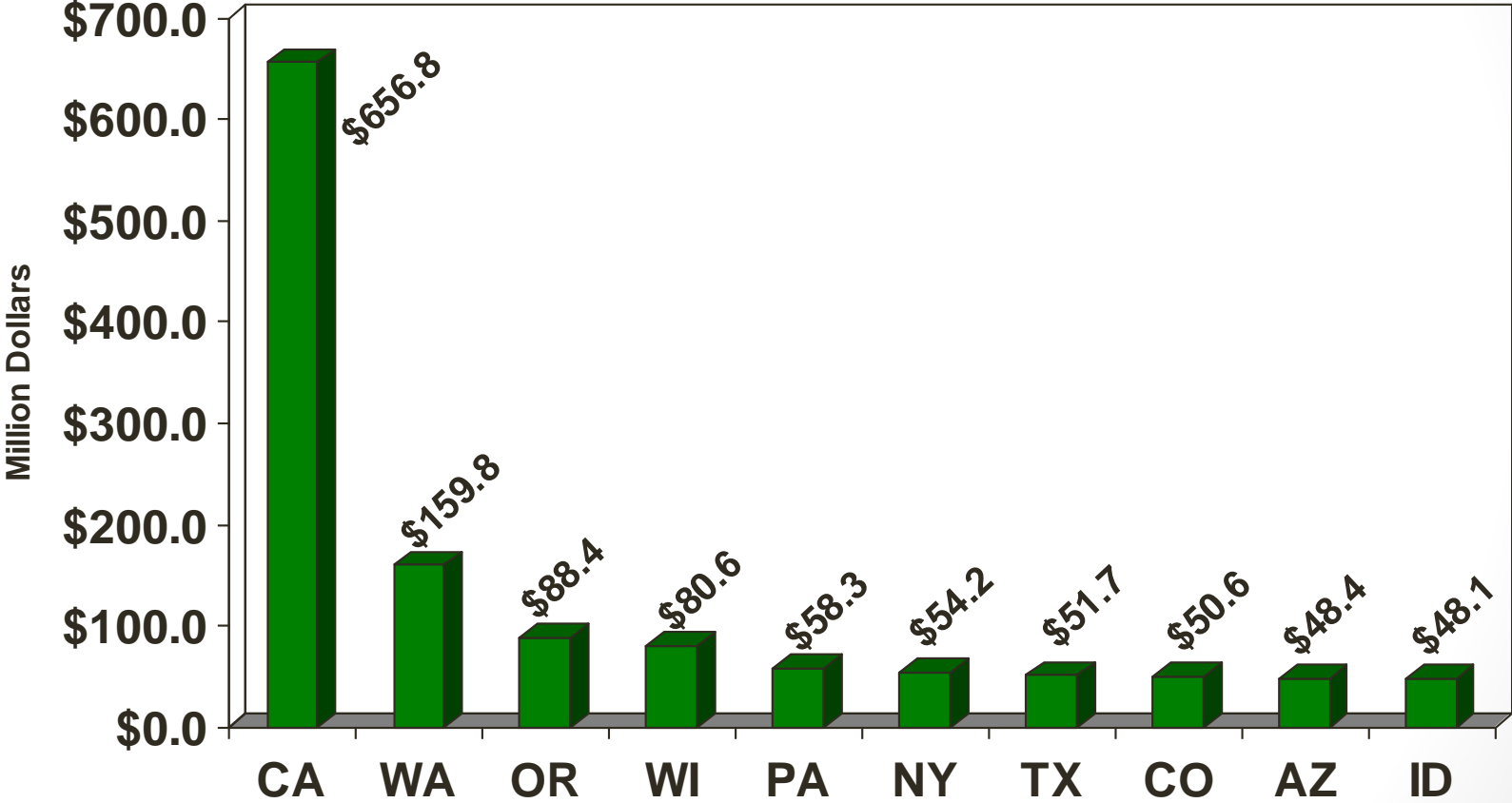


# Farm Operators by Gender



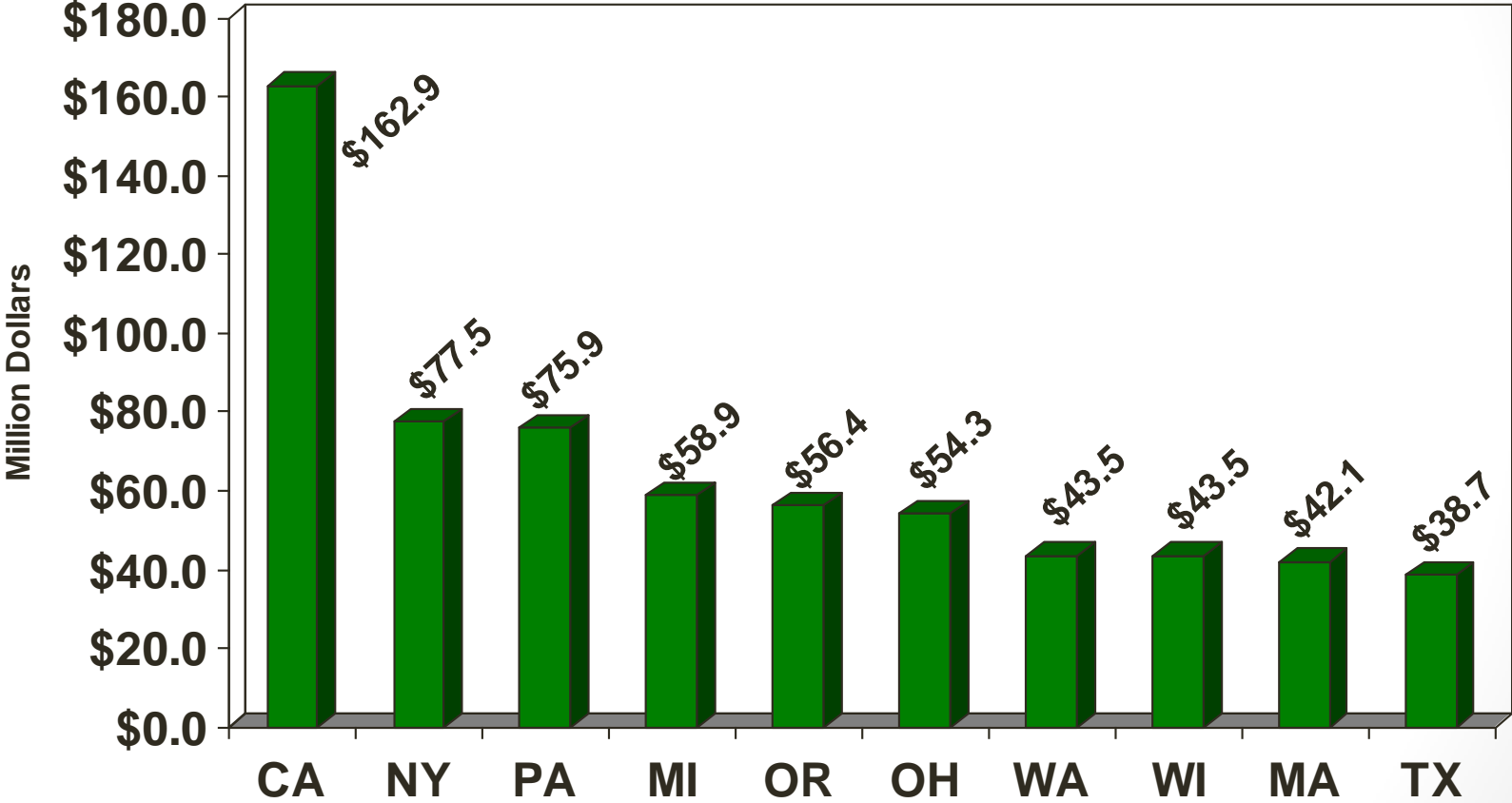
Source: 2007 Census of Agriculture

# Organic Product Sales – Top 10 States in 2007



Source: 2007 Census of Agriculture

# Direct Sales for Human Consumption Top 10 States in 2007



Source: 2007 Census of Agriculture

# Levels of AG Policy Components



• Local



• State



• Federal

# Local Level

- Land use decisions
- Agriculture Security Areas
- Farmland Preservation
- Zoning
- Support for Cooperative Extension
- Select Marketing
- Conservation
- Tourism
- Economic Development

# State Level

- Land Use
- Economic Development
- Marketing
- Animal Health
- Risk Management
- Food Safety
- Food and Nutrition
- Plant Science

# Federal Farm Bill

## House Farm Bill

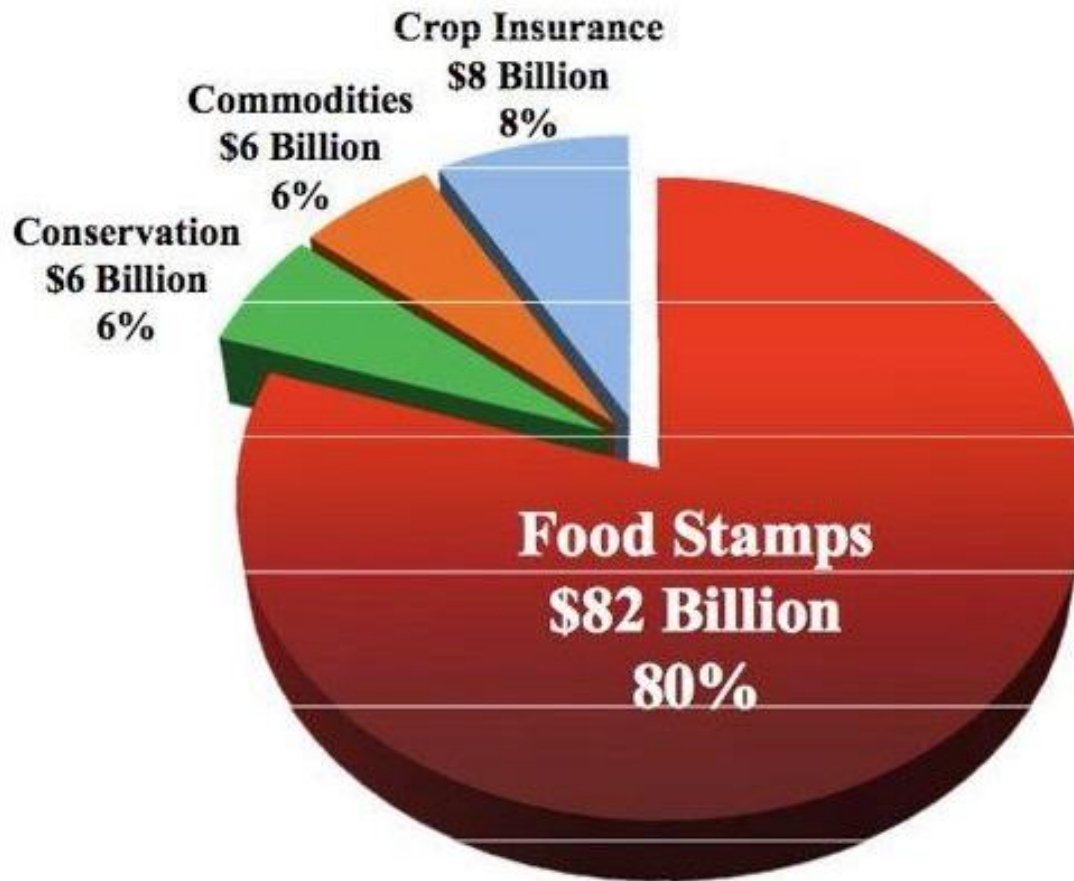
- Separates Food Stamp and Agricultural Programs
- Repeals Direct Payments
- Expands Crop Insurance
- Repeals Dairy subsidies-creating new margin insurance program
- Saves taxpayers 20 billion dollars
- Includes 12 Titles

## Senate Farm Bill

- No Separation
- Repeals Direct Payments
- Expands Crop Insurance-while reducing it for farmers with >750k income.
- Repeals Dairy subsidies-also implements a supply management program
- Saves taxpayers 23 billion dollars
- Includes 11 Titles

# Farm Bill Spending

## Fiscal Year 2013 Farm Bill Spending





# Challenges Facing PA Agriculture Today

- Land Use and Urban/Rural Dynamic
- Environmental
- Food Safety
- Farm Transitions

# Land Use and Urban/Rural Dynamic

- PA Farmland Preservation
  - 1989- Launched with statewide ballot initiative
  - 4100 farms/450,000 acres
  - Bucks County – 131 Farms/11697 acres
- Access to land/ restrictions
  - Small parcels
  - Absentee landowners
  - Infrastructure

# Environmental Stewardship

- Nutrient Management
  - State Requirements
  - Regional Requirements ( Delaware, Susquehanna, and Ohio Basins)
- PA Facts
  - PA responsible for more than 50% of all nitrogen reductions made by Ag anywhere in the multi-state watershed
  - First mandatory farm nutrient management plans
  - First nutrient management program to regulate N and P
  - First bay state to permanently to preserve 20% (3+ million) acres of land in the watershed
  - First EPA-approved concentrated animal feeding operation regulatory program

# Challenges for all of us

- Food Safety
  - Public
  - Recalls
  - Protocols
  - International Standards

# Opportunities for all of us

- Consumer Trends
  - Changing Food Trends
  - Farm Markets
  - Local
  - Knowledge of Food System
- Relationships/Leadership
  - League of Women Voters
  - Conservation/watershed organizations/  
economic/civic/religious
  - AG Connect Partnerships
  - Advocacy at local, state and federal level

# Bucks County Priorities

- Nutrition Title
- Conservation Title
- Horticulture Title
- Miscellaneous Title

# Thank you

**Russell C. Redding**

**Dean of The School of Agriculture and Environmental Sciences**

**Delaware Valley College**

**Lasker Hall**

**700 E. Butler Ave.**

**Doylestown, PA 18901**

**Office 215-489-4190**

**Fax 215-489-4927**

**E-mail: [Russell.Redding@delval.edu](mailto:Russell.Redding@delval.edu)**